



Used Tyres Recycling In Japan



Waste management in Japan

- The businesses shall be required to manage of their industrial waste by themselves.
- The municipalities shall collect, transport and dispose of municipal solid waste (non-industrial waste) in their municipal areas.

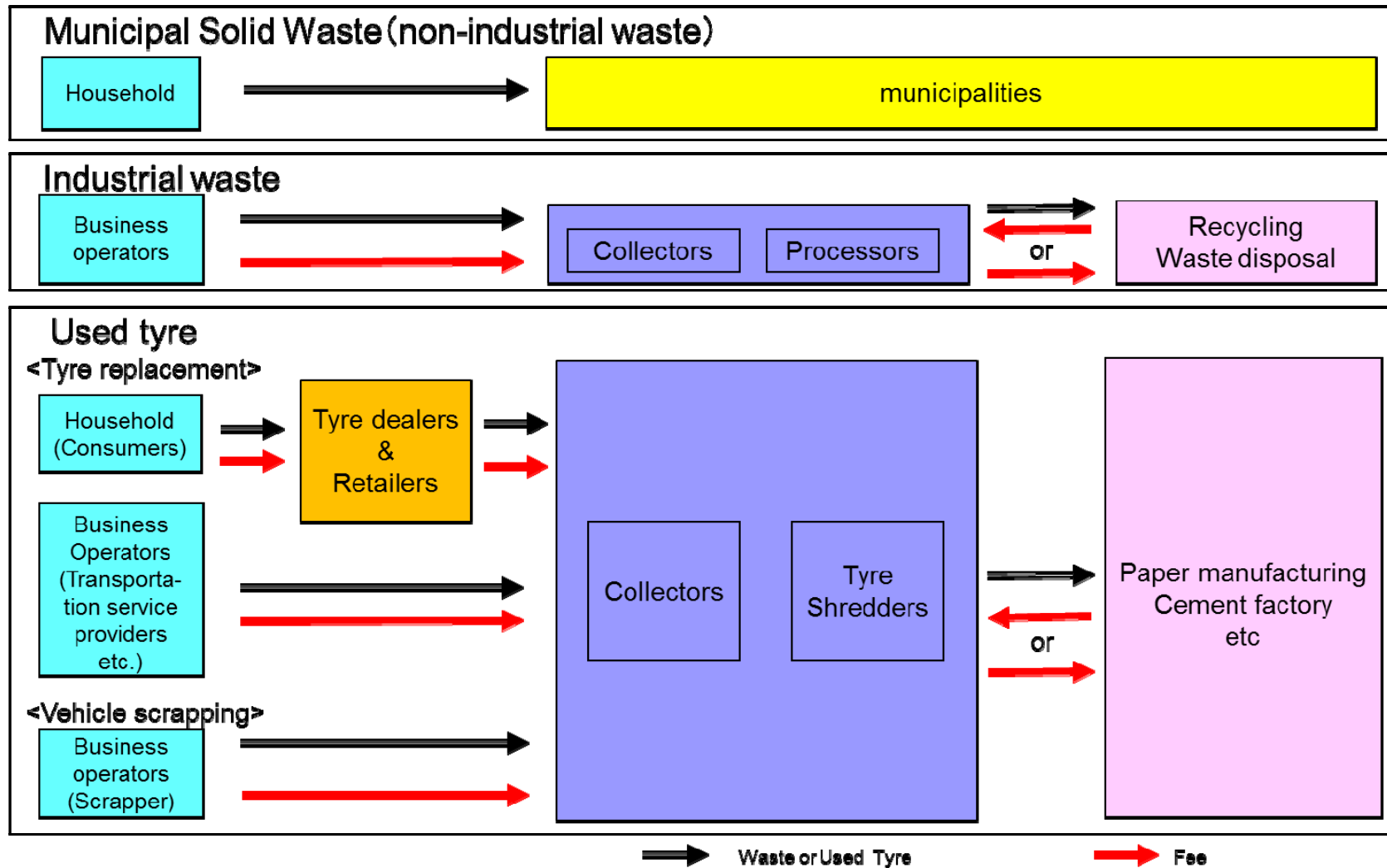
(In case of the management of difficult solid waste)

- The municipalities are entitled to demand the cooperation of the businesses manufacturing, processing, selling or otherwise handling a product.

(Waste Management and Public Cleansing Law, 1970 Law No.137)

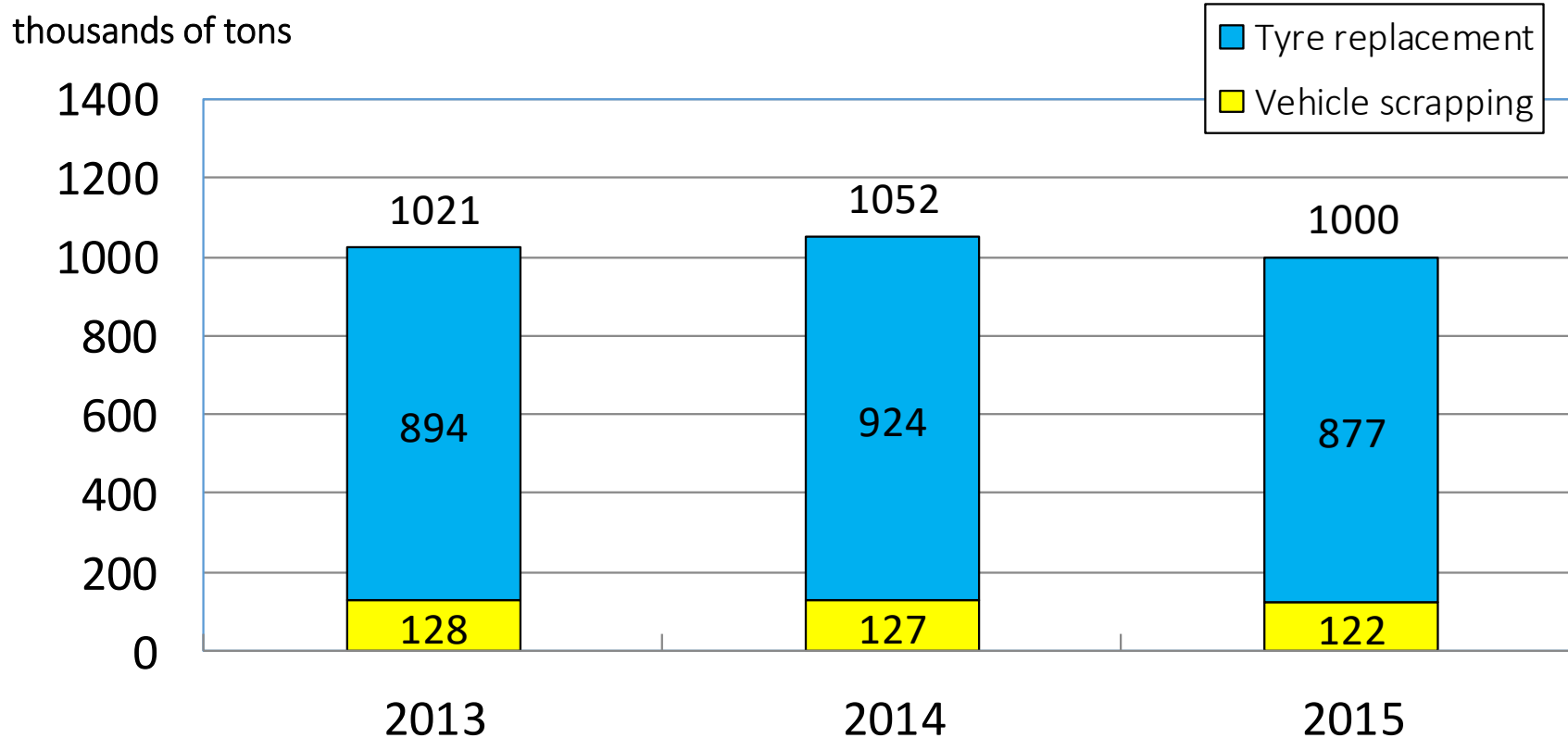


1. Processing flow of “Municipal Solid Waste” “Industrial waste” and “Used tyre”





2. Volume of Used Tyres Generated



Note: Total may not be exact due to rounding.

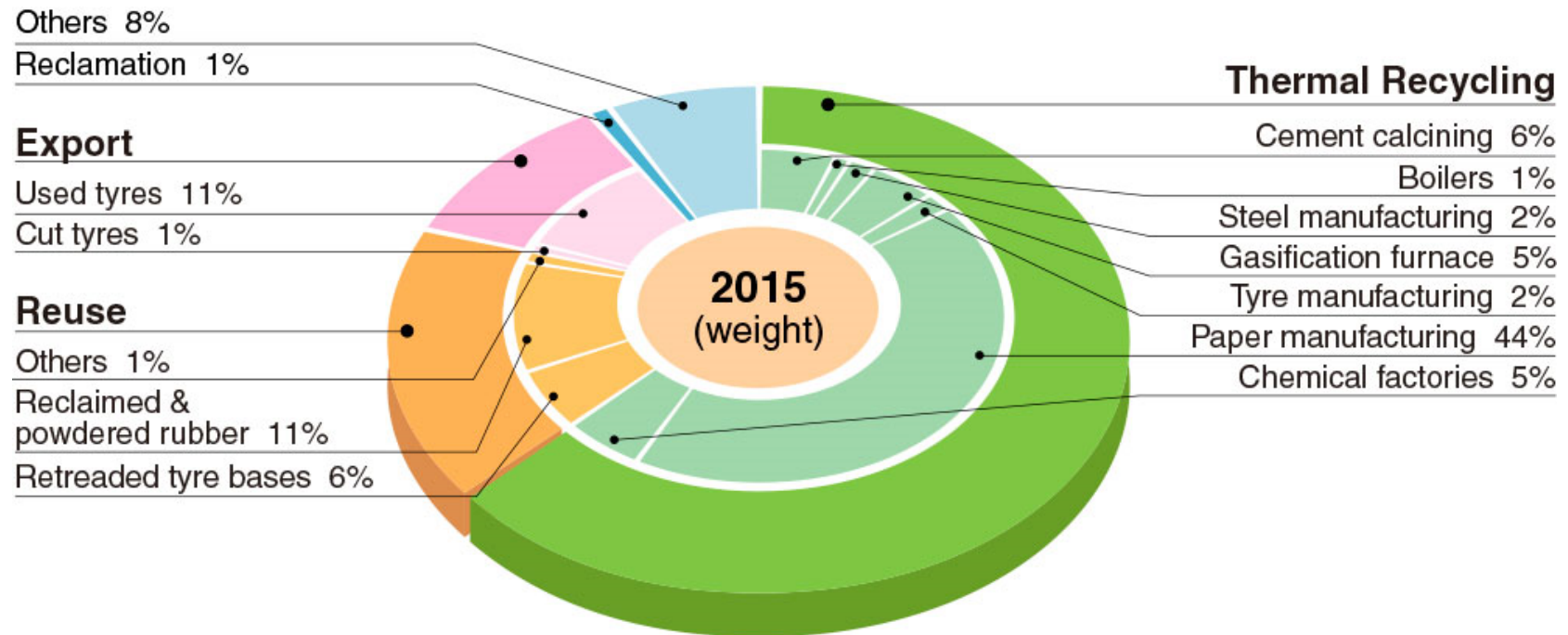


3. Current Status of the Recycling

	2013		2014		2015	
	thousands of tons	%	thousands of tons	%	thousands of tons	%
Reuse(A)	161	16	168	16	164	16
Thermal recycling(B)	578	57	615	58	643	64
Export (C)	160	16	138	13	115	12
Total recycling (A+B+C)	899	88	921	88	922	92
Reclamation	2	1	1	1	1	1
Others	120	12	130	12	77	8
Subtotal(D)	122	12	131	12	78	8
Total (Total used tyres A+B+C+D)	1021	100	1052	100	1000	100

Note: Total may not be exact due to rounding.

3. Current Status of the Recycling

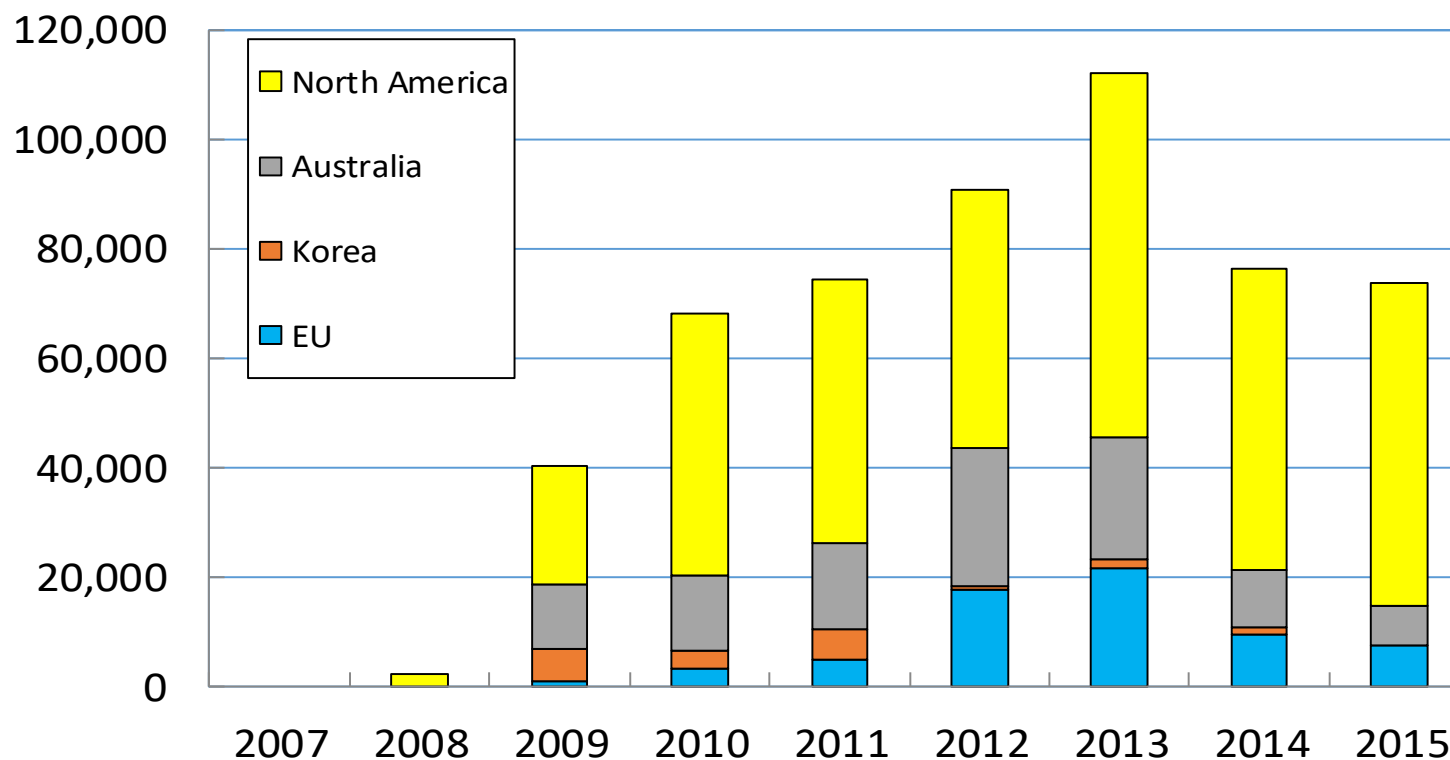




Recent trend is influenced by two laws:

- Law Concerning the Rational Use of Energy
(Established in 1979)
The law to mandate report of annual energy consumption, and effort on reduction.
- Law Concerning the Promotion of the Measures to Cope with Global Warming (Established in 1998)
The law to mandate report of annual greenhouse gas emission.

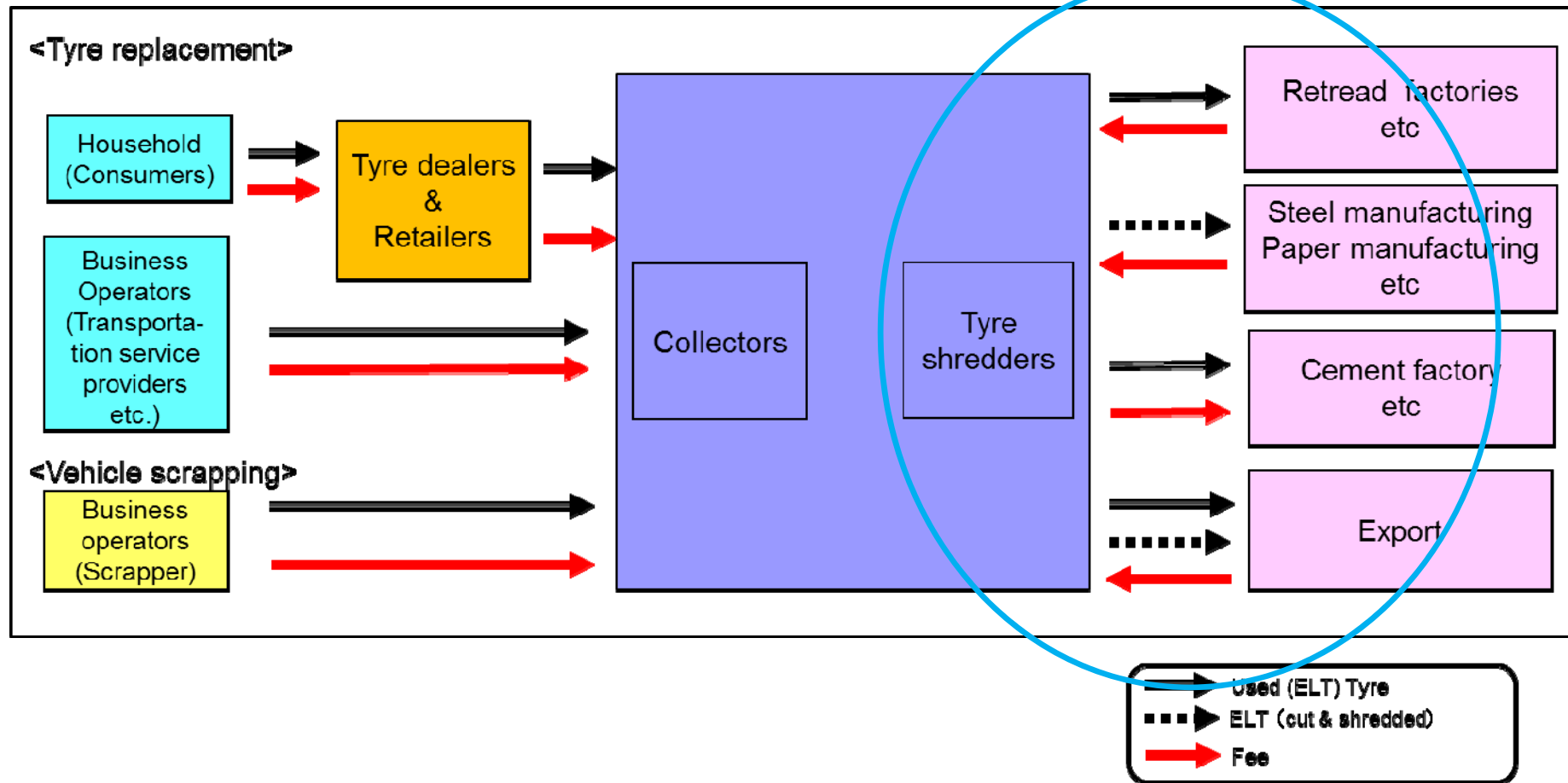
4. Import of ELT (cut & shredded)



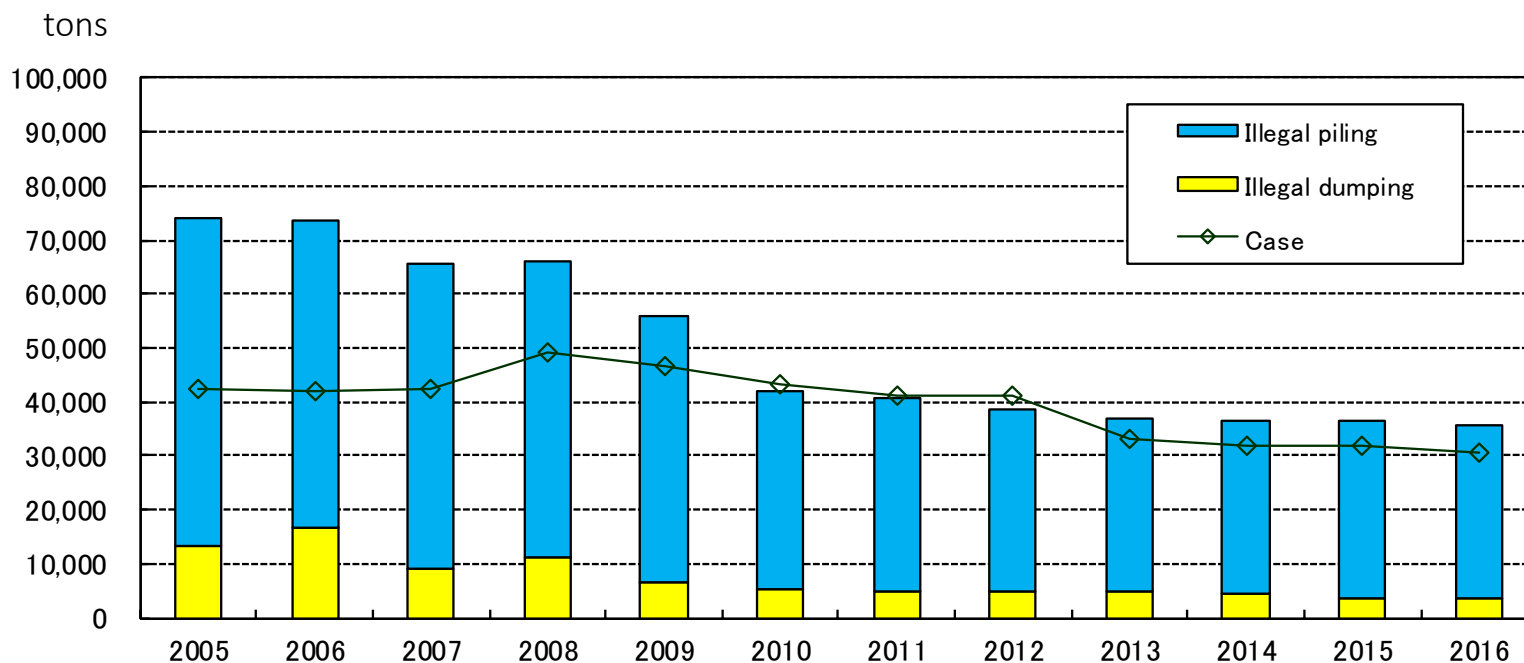
	2007	2008	2009	2010	2011	2012	2013	2014	2015
North America	0	2,174	21,762	47,887	48,015	47,184	66,479	54,990	58,948
Australia	0	0	11,540	13,821	15,938	25,120	22,194	10,425	7,358
Korea	0	0	5,849	3,374	5,566	719	1,570	1,500	0
EU	0	0	1,043	3,089	4,696	17,669	21,669	9,341	7,393
Total	0	2,174	40,194	68,171	74,215	90,692	111,912	76,256	73,699



5. Processing flow of Used Tyres' Recycling



6. Illegal Piling and Dumping



	2005	2006	2007	2008	2009	2010	2011	2012	2013	2014	2015	2016
Illegal piling	61,080	56,580	56,660	54,670	49,231	36,858	35,693	33,669	31,831	31,948	32,535	31,944
Illegal dumping	13,110	16,870	9,090	11,350	6,648	5,241	4,996	5,008	4,948	4,589	3,794	3,784
Case	127	126	127	148	140	130	124	123	99	96	96	92



7. JATMA Support Program for Dumping Site Restoration

- A program to promote a voluntary removal operation of ELT tyres by local government entities that was established and has been operating by the tyre industry since 2005.
- From 2005 to now, JATMA supported a total of about 362 million Yen in 22 cases and removed about 3 million ELT tyres.

