



Cyber Clean Center

Geng-Da Tsai
TWNIC



Latest Botnet Statistics

The top 10, ordered by number of suspected botnet IPs, are:

Rank	Country	# of suspected botnet IPs
1	China	9640
2	Taiwan	5837
3	India	2189
4	Russian Federation	1598
5	Viet Nam	1377
6	Brazil	1277
7	South Korea	1069
8	Italy	1014
9	Indonesia	993
10	United States	931

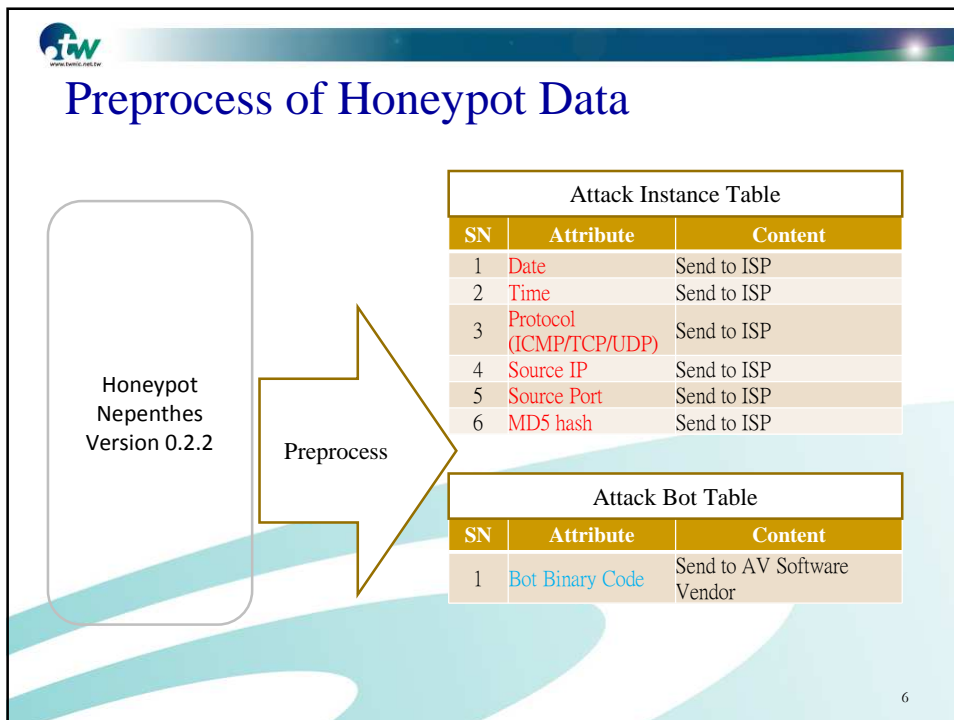
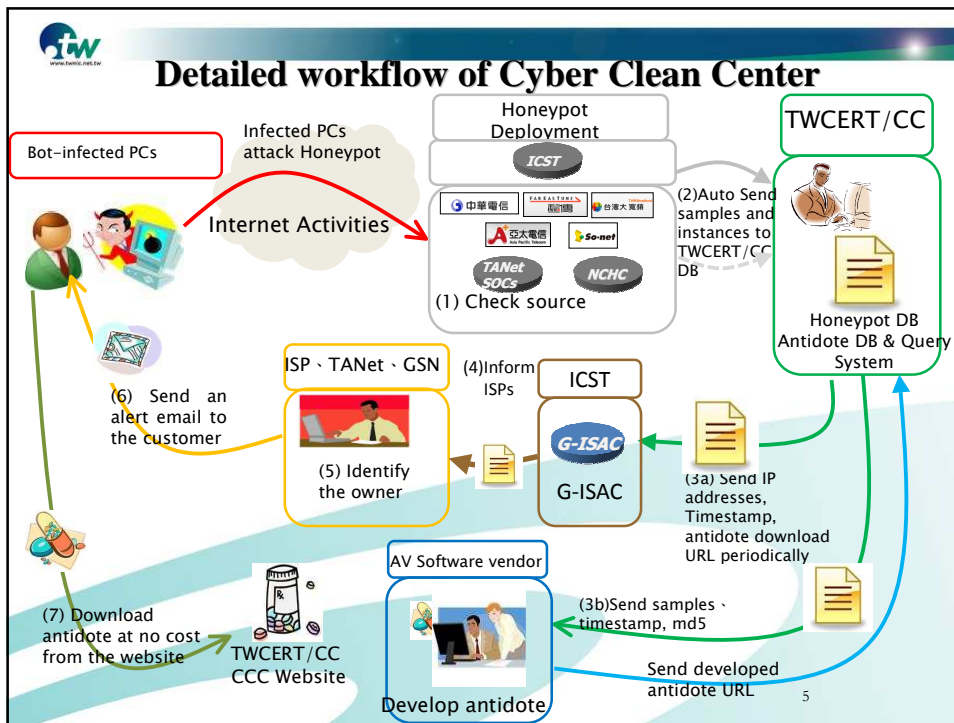
Source: <http://botnet-tracker.blogspot.com>

TWCERT/CC's Cyber Clean Center Project

- Motivation: The complexity and the skill level of attacking network systems are growing very fast.
- The attacked individuals and organizations will lose either money or reputation.
- To protect users and organizations from a variety of cyber attacks over network, TWCERT/CC initiates Cyber Clean Center project together with governmental agencies and vendors to provide antidotes for users free download.

Objectives

- To set up bot collection platform to collect bot instances from members participating in the project.
- To develop bot removal tools for new bots by anti-virus software vendor participating in the project.
- To reduce the number of bot infection by providing the developed bot removal tools for users free download.



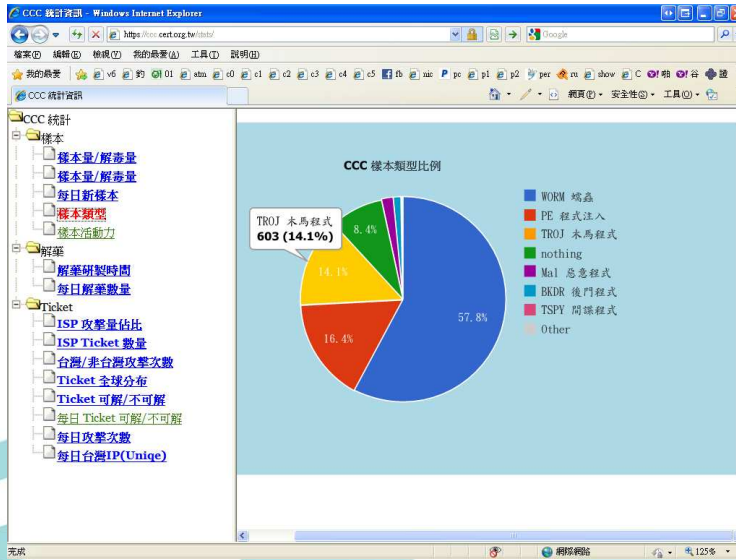


CCC Services

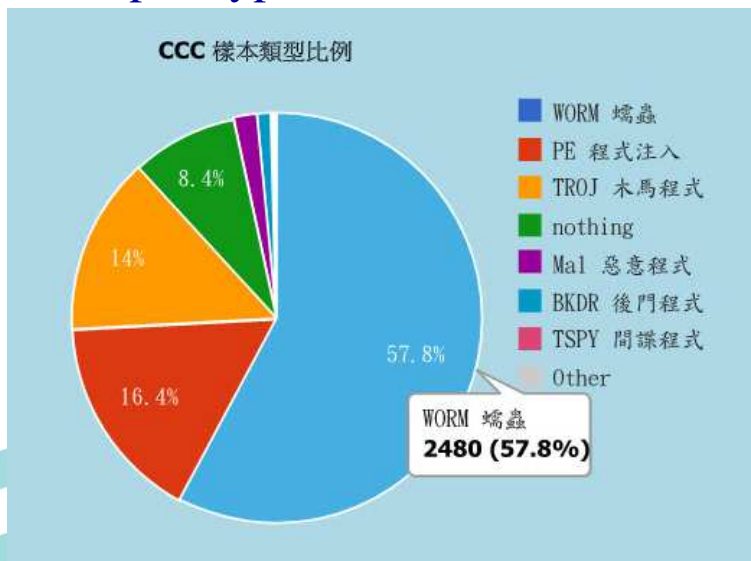
- Antidote download service
- Bot information query
- Information on security protection
- Antidote download Statistics

8

CCC DB Management & Query System



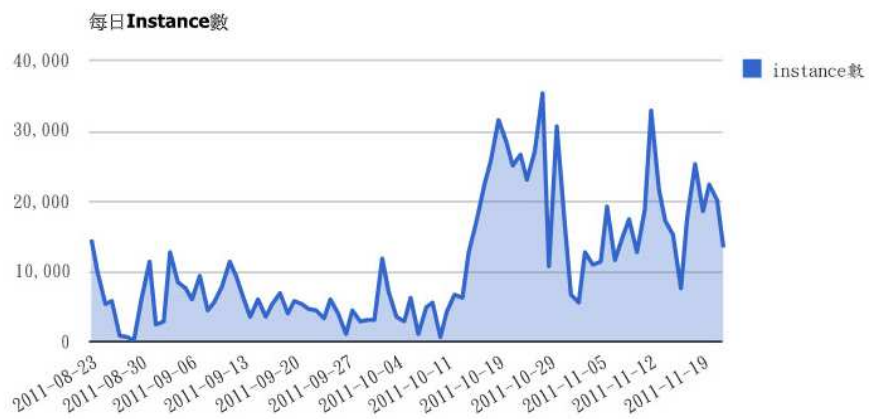
Bot Sample Types & Ratio



Attack Instance & Ratio



Attack Instance Statistics





Thank You

