

**TRADE AND AGRICULTURE DIRECTORATE
FISHERIES COMMITTEE**

REVIEW OF FISHERIES

Revised Guidelines for Template on Fisheries Statistics (2008-10), 2011 edition


18-20 April 2011

This document on the call for data for the Review of Fisheries - Statistics is presented to the 107th Session of the Committee for Fisheries, 18-20 April 2011, under item 10 for information and discussion. Please note that the deadline for the submission of statistics has been set at 31 August 2011. The revised template for the statistics collection will be sent to delegates and posted on Delegates Corner after the 107th Session.

Carl-Christian SCHMIDT: carl-christian.schmidt@oecd.org
Dongsik WOO: dongsik.woo@oecd.org

JT03299817

Document complet disponible sur OLIS dans son format d'origine
Complete document available on OLIS in its original format



NOTE BY THE SECRETARIAT

This document contains the draft guidelines for the *Review of Fisheries in OECD Countries: Country Statistics 2008-2010*. The draft guidelines are essentially unchanged from the guidelines issued for the recent 2007-2009 update exercise.

The Secretariat would appreciate if delegates could send their country submissions by **31 August 2011**.

GUIDELINES FOR REVIEW OF FISHERIES STATISTICS

2008-2010

Introduction

1. This document contains the draft guidelines for the *Review of Fisheries in OECD Countries: Country Statistics 2008-2010*.

General Comment

2. The quality of the statistics provided by member countries and published by the OECD is a key area in which there is a need for continuous improvement. Ensuring the high quality and timeliness of statistics is a shared responsibility between the Secretariat and Member countries. To assist in this, the Secretariat has in the past requested contact names and details for the person(s) responsible for collating national statistics for the review process. Direct contact between that person and the Secretariat will help in addressing problems that arise. Countries should ensure that these contact details are provided in their country submissions.

3. In order to facilitate the data management, the Secretariat is moving the statistics to a more efficient system (StatWorks¹). The uploading of data into this data base requires the use of an electronic questionnaire. The overall structure of the questionnaire has not changed compared to the previous version, but there are some minor adjustments:

- Blocked sheets
 - Excel sheets will be ‘blocked’ – row/column names can no longer be changed. However, some sheets will provide an option to add rows with the respective headings (Tables 1, 3, 10);
 - The addition of rows can be enabled through specific ‘buttons’ placed on an ‘Information’ sheet included in the file (if too many rows have been added they should just be kept blank);
 - Only numbers are accepted in the data sections – any other format will be marked as ‘Invalid data’ in red;
 - If necessary, member countries can add footnotes and/or comments in the reserved space under each table.

¹ The *StatWorks* software provides a common, SQL-based repository for statistical data and a set of tools for data management that covers Data Importing, Validation, Calculations, Querying and Exporting. The application is designed to be fully integrated with other components in the OECD’s Statistical Information System (SIS) such as the *OECD.Stat* data warehouse, the *MetaStore* metadata management system and *PubStat* for production of paper and electronic publications.

- Totals/subtotals
 - Sub-totals/totals will be automatically calculated in some sheets and are identified as light blue-shaded cells (Table 2 –7);
 - Where not calculated automatically, sub-totals/totals have a build-in coherence control which marks invalid sub-totals/totals in pink as ‘Invalid total’ (Table 8 – 10)
- GFT
 - The GFT file has three subcategories ; the marine capture, aquaculture, marketing/processing sections. An explanation is provided further below;
 - The ‘other’ categories in the GFT table (Table 2) will need to be specified in a separate sheet (GFT-Other-Specifications – Table 3). The data from the GFT-Other-Specifications (Table 3) will be automatically transferred in the respective categories in the GFT file (Table 2).
- Data verification
 - StatWorks will allow for the automatic identification of incoherent data. Countries will therefore no longer be asked to validate their data on Delegate’s Corner but will on a case by case basis be contacted by the Secretariat each time new data is uploaded to the system.

Content of Country Submissions

General

4. One additional table on inland/freshwater capture fisheries has been added since 2010. This caters in particular to the needs of landlocked countries and complements the existing OECD fisheries statistics data base.
5. Member countries are requested to complete tables on:
 - Table 1 TACs, allocations and catches
 - Table 2 Government financial transfers
 - Table 3 Government financial transfers – other specifications
 - Table 4 National landings in domestic ports
 - Table 5 National landings in foreign ports
 - Table 6 Foreign landings in domestic ports
 - Table 7 Production from Aquaculture
 - Table 8 Employment in harvesting and post-harvesting
 - Table 9 Fleet capacity

- Table 10 Recreational fisheries
- Table 11 Inland/freshwater capture fisheries

6. For most of the tables, we are seeking (revised) 2009 and (preliminary) 2010 data. Data for 2008 can be filled in. Where data or information to cover the closing month(s) of 2010 are lacking, countries can estimate performance for the missing month(s) — *e.g.* based on results for the corresponding month(s) of the previous year.

7. It would be helpful if countries would provide footnote information on the period covered by the data (especially if it does not correspond to a calendar year), on geographic coverage (*e.g.* do the data include landings in overseas territories?), and omissions.

8. In all tables in which volumes (weight) and values are reported, the requested units are:

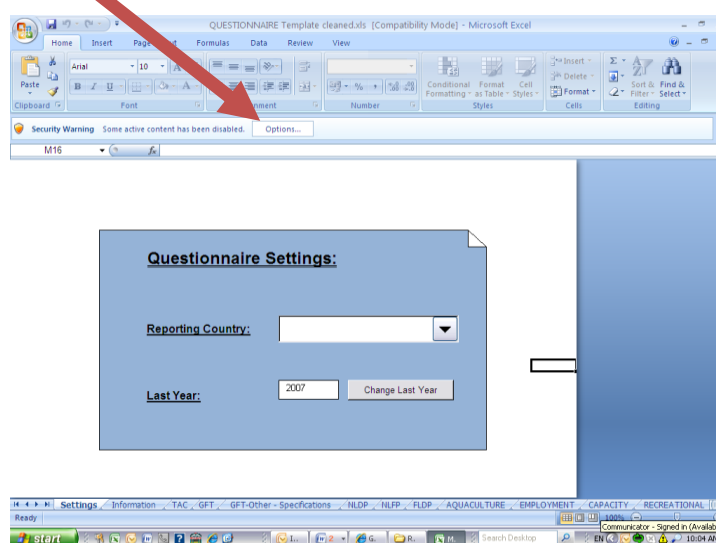
- **Weight:** metric tonnes. Please specify whether live weight, landed weight, green weight or round weight has been used or equivalents of those units.
- **Value:** full figures in national currency. (Any conversion of monetary values into another currency or unit (e.g. millions, thousands) will be done by the Secretariat.)

9. Rather than delay the submission of any report unduly, provisional data or estimates should be used. If more accurate and updated figures become available later the Secretariat will update the data on its web site. It is therefore imperative that correspondents note the status of the figures (*i.e.* final, provisional etc.).

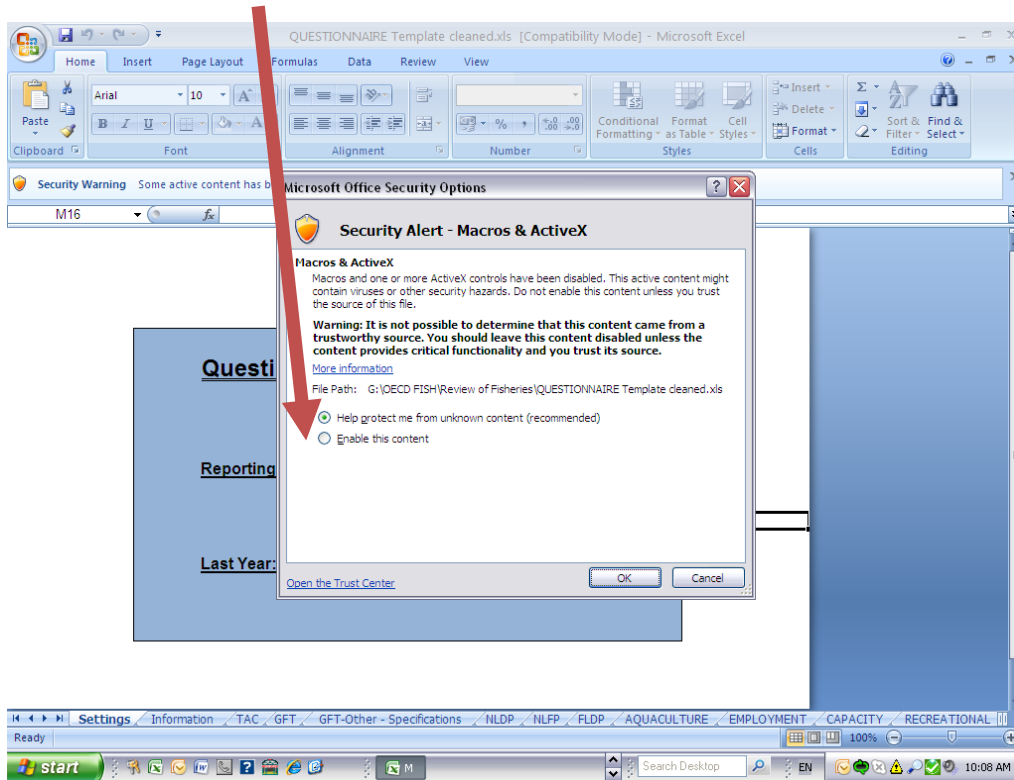
Specific Guidelines for the Tables

10. Once you open the excel file, the **macros need to be enabled** as follows to be able to fill in the tables:

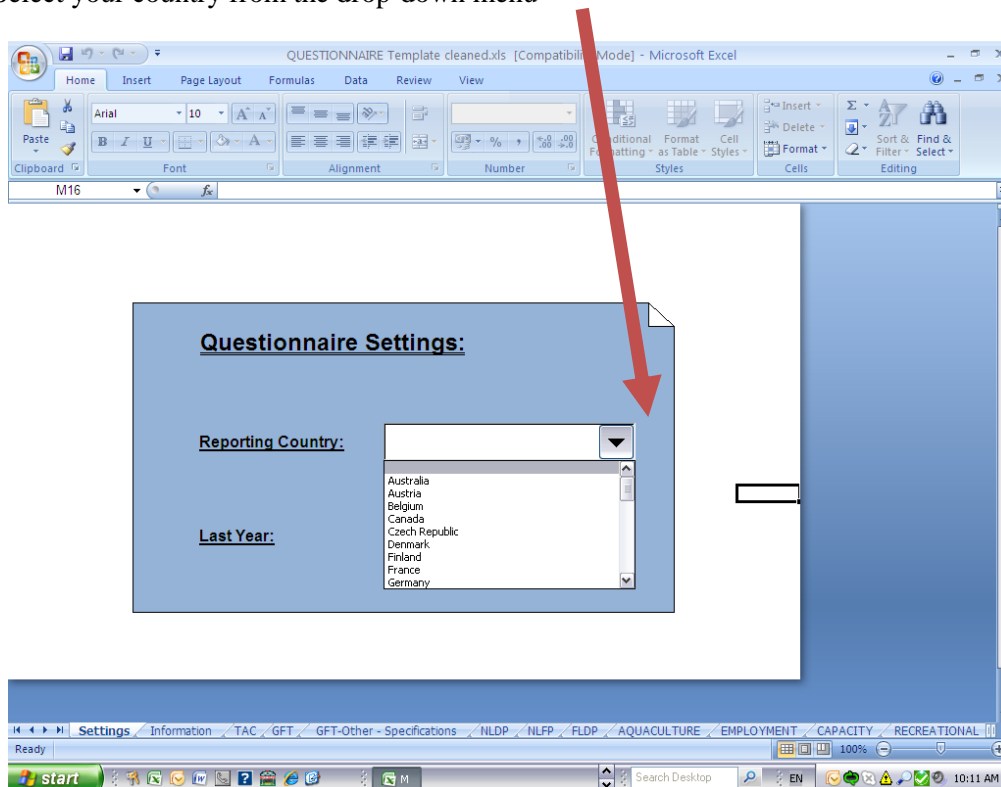
- Click on 'Options'

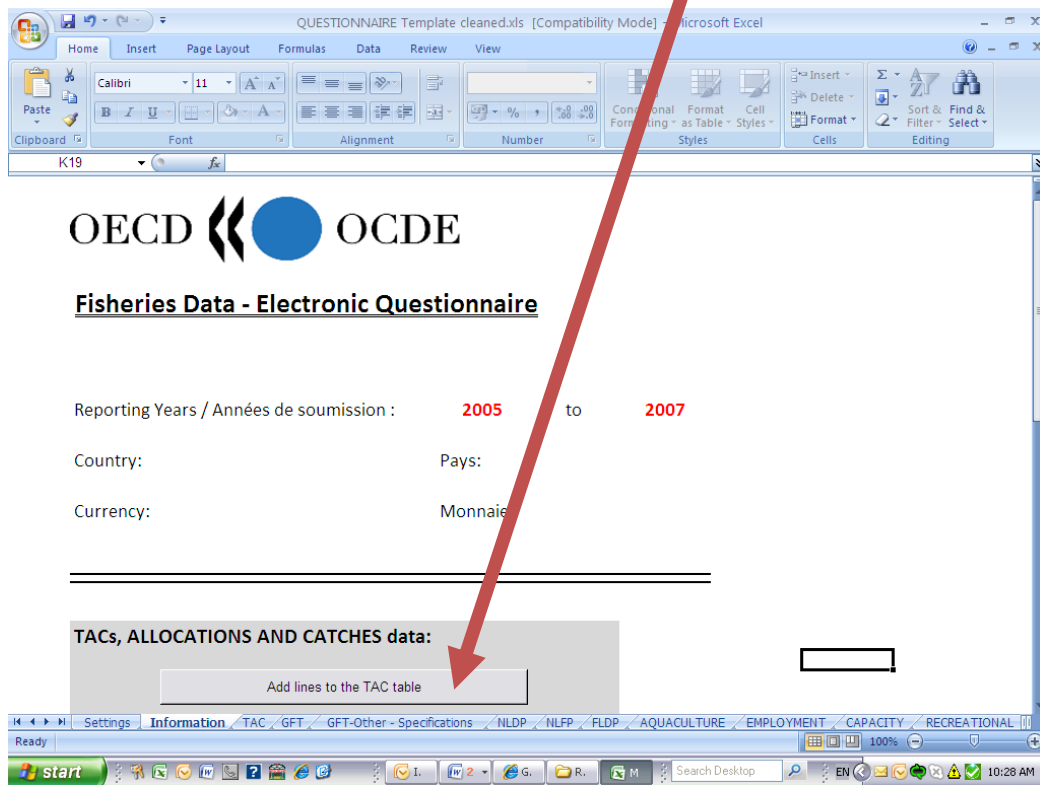


- Tick 'Enable the content' and click on 'OK'.



- Select your country from the drop-down menu





17. Insert the number of rows you would like to add in the little box that pops up. You can repeat this as often as you want to. In case you added too many rows leave them blank.

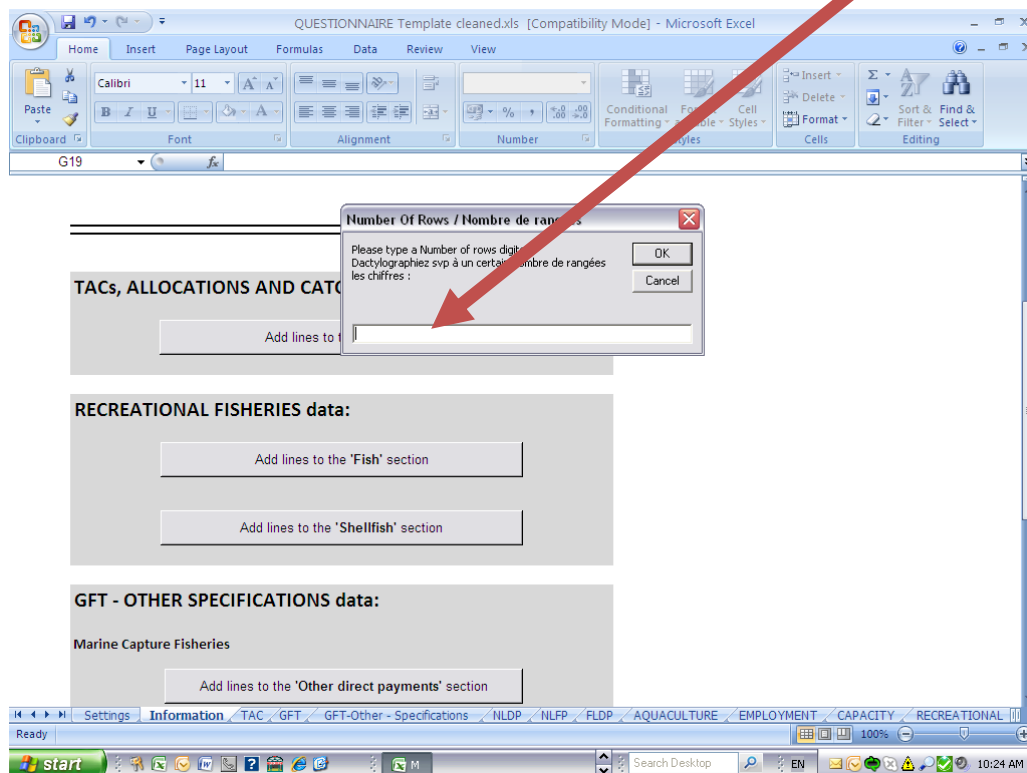


Table 2 – Government financial transfers

18. Government financial transfers should be presented according to the classification in the following box. Delegates are requested to provide details of the programmes under each category in the footnotes/comment space or in the separate Table 3 (GFT – Other – Specifications) as appropriate.

19. Subtotals and grand totals (light-blue shaded cells) will be automatically calculated and cannot be modified manually.

20. In addition, any value in the rows labelled as ‘Others’ will automatically be filled with the respective values inserted in Table 3 (GFT – Other – Specifications).

	2005	2006	2007	
GOVERNMENT FINANCIAL TRANSFERS				TRANSFERTS FINANCIERS PUBLICS
US dollar				Dollar des États-Unis
Invalid Data				
Marine Capture Fisheries				La pêche maritime
<i>Direct Payments</i>				<i>Paielements directs</i>
Decommissioning of vessels and licenses	translation
Disaster relief payments	translation
Grants for vessel construction, modernization and equipment	translation
Income support and unemployment insurance
Other direct payments (specification on next sheet)
<i>Cost Reducing Transfers</i>				<i>Transferts visant à réduire les coûts d'exploitation</i>
Subsidized loans for vessel construction, modernization and equipment	translation
Interest subsidies	translation
Fuel tax exemptions	translation
Insurance rebates and subsidies	translation
Income tax rebates for fishers	translation
Other cost reducing transfers (specification on next sheet)	Autres transferts visant à réduire les coûts
<i>General Services</i>				<i>Services généraux</i>
Management services	translation
Research services	translation
Enforcement services	translation
Provision of infrastructure	translation
Other general services (specification on next sheet)	translation
<i>Cost Recovery Charges</i>				<i>Recouvrement par l'état des frais de gestion</i>
Aquaculture				Aquaculture
<i>Direct Payments</i>				<i>Paielements directs</i>
Grants for aquaculture development	translation
Disaster relief payments	translation
Other direct payments (specification on next sheet)	translation
<i>Cost Reducing Transfers</i>				<i>Transferts visant à réduire les coûts d'exploitation</i>
Subsidized loans for aquaculture development	translation

21. Values inserted in the rows labelled ‘**Cost Recovery Charges**’ have to be preceded by a negative sign (‘-’) as they will be deducted from the totals (otherwise they will be signalled in red as invalid data).

	2006			2007		
	National	EU	TOTAL	National	EU	TOTAL
2 GOVERNMENT FINANCIAL TRANSFERS						
3 US dollar						
4	Invalid Data					
9 Marine Capture Fisheries	-100	..	100
10 Direct Payments
11 Decommissioning of vessels and licenses
12 Disaster relief payments
13 Grants for vessel construction, modernization and equipment
14 Income support and unemployment insurance
15 Other direct payments (specification on next sheet)
16 Cost Reducing Transfers
17 Subsidized loans for vessel construction, modernization and equipment
18 Interest subsidies
19 Fuel tax exemptions
20 Insurance rebates and subsidies
21 Income tax rebates for fishers and unpaid social contributions
22 Other cost reducing transfers (specification on next sheet)
23 General Services	-100	
24 Management services
25 Research services
26 Enforcement services

22. In view of the G20’s call upon the OECD to look into the issue of fossil fuel subsidies, it is particular important to submit information about fuel tax exemptions and about income tax rebates for fishers and unpaid social contributions in this category (see circled row headings in the picture above).

A. Revenue Enhancing Transfers (from Consumers):

Market Price Support (optional) — Market price support (MPS) is normally measured as the difference between the border price for a particular product and the domestic price for that product. In the absence of a suitable reference price, the applied tariff rate may be used in estimating MPS.

B. Revenue Enhancing Transfers (from Government budgets):

Direct Payments:

Payments based on the level of production or sales. Examples: withdrawals, payments for the purchase of fishing quotas and for vessel construction, modernization and/or equipment,, payments to compensate for a reduction in TACs, payments for aquaculture development and marketing and processing facilities.

Per-vessel payments. Examples: direct payments per vessel, and payments for the temporary or permanent withdrawal of vessels or vessel licenses, including decommissioning schemes

Income-based direct payments. Examples: deferred taxation on fishing income, income tax averaging, income supplement schemes (income support and unemployment insurance), and payments (including tax concessions) based on income.

Other direct payments. Direct payments that do not fall into the above categories

C. Cost Reducing Transfers

Transfers related to productive capital. Examples: subsidized loans, interest subsidies and special tax treatment for capital used in fisheries.

Transfers related to intermediate inputs. Examples: fuel tax exemptions and rebates; wage subsidies for hired help; bait, ice or water provided at below cost-price; harbour services; insurance subsidies; and interest concessions for operating credit.

Other cost reducing transfers. Cost reducing transfers that do not fall into the above categories for example unpaid social contributions.

D. General Services

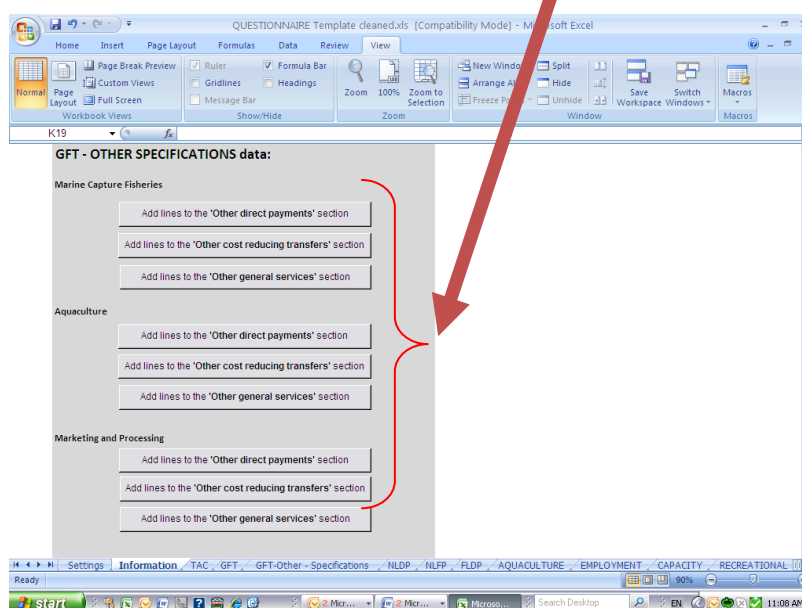
Examples: production and post-harvest infrastructure expenditure; fisheries management and enforcement costs paid by central, regional or local governments; fisheries research costs paid by central, regional or local governments; marketing and promotion campaign services

Other general services. Services not covered in the above categories.

Table 3 – Government financial transfers – Other - Specifications

23. This table (Table 3) allows each member country to provide a break-down of government financial transfer categories which do not fit into the prefilled categories listed in Table 2.

24. To fill **any** data in this sheet go to the 'Introduction' sheet and click on the respective 'button' under the 'GFT – Other Specifications data' section. Once the pop-up box appears in the window insert the number of rows you wish to add. Please add the heading of the rows you insert in table 3 (GFT-Other-Specifications) to explain the type of GFT.



25. Any value inserted in table 3 will automatically be transferred to the respective cells in Table 2.

Tables 4 to 6 - Statistics on landings

26. These tables are self-explanatory. If necessary, correspondents may reflect their relevant fish stocks and the respective landing data which are not included in the table in the footnote/comment space. The data reported should exclude aquaculture. To assist correspondents in choosing whether to record an activity as capture fisheries or as aquaculture, Annex I contains the relevant guidelines used by the FAO.

27. Sub-totals and the grand total will be calculated automatically and cannot be modified manually.

Table 7 - Aquaculture

28. This table is self-explanatory. The FAO defines aquaculture as the farming of aquatic organisms, including fish, molluscs, crustaceans and aquatic plants. Farming implies some form of intervention in the rearing process to enhance production, such as regular stocking, feeding and protection from predators. Farming also implies individual or corporate ownership of, or rights resulting from contractual arrangements to, the stock being cultivated. For statistical purposes, aquatic organisms which are harvested by an individual or corporate body which has owned them throughout their rearing period contribute to aquaculture, while aquatic organisms which are exploited by the public as a common property resource, with or without appropriate licences, are the harvest of fisheries.

29. The data recorded should exclude capture fisheries. To assist correspondents in choosing whether to record an activity as capture fisheries or as aquaculture, Annex I contains the relevant guidelines used by the FAO.

30. Sub-totals and grand totals will be calculated automatically and cannot be modified manually.

Table 8 - Employment

31. There are three main categories of employment status (according to FAO²):

- *Full-time*: fishers who derive 90% or more of their (earned) livelihood from fishing, or spend at least 90% of their working time in that occupation.
- *Part-time*: fishers who derive between 30% and 89% of their livelihood from fishing, or spend between 30% and 89% of their working time in that occupation.
- *Occasional*: fishers who derive less than 30% of their livelihood from fishing, or spend less than 30% of their working time in that occupation.

32. Subtotals and grand totals are not calculated automatically in this sheet. Any value that is inserted and contributes to a subtotal/total will cause cells to be marked 'Invalid Total'. The values in those cells must be adjusted manually and will only appear with a white background if they correctly reflect the sub-values in the cells.

33. Few OECD countries have occasional fishers, as defined above. In filling out their table, correspondents should distinguish between full-time and part-time. They should also indicate whether "part time" also includes "occasional" fishers.

². See *Number of Fishers - 1970-1995*, FAO Fisheries Circular No. 929, FAO, Rome 1997.

34. In this sheet it is however possible to manually insert subtotal/total values if no data is available by type of employment (part-time, full-time) or gender.

Table 9 – Fishing fleet

35. To maintain consistency with the FAO approach, information is now presented in length classes, rather than tonnage classes. For each length class, Member countries should report fleet capacity in Gross Tonnage (GT). EU Member States need not fill out this table; the Secretariat will receive the data directly from EUROSTAT.

36. Subtotals and grand totals are not calculated automatically in this sheet. Any value that is inserted and contributes to a subtotal/total will cause cells to be marked 'Invalid Total'. The values in those cells must be adjusted manually and will only appear with a white background if they correctly reflect the sub-values in the cells.

Table 10 - Recreational Fisheries

37. Correspondents are asked to provide data on number of recreational fishers and their take by main species. Lines for fish and shellfish species can be added through the 'Information' page. Please specify in the footnote/comment space whether weight or number of fish is used as unit of measurement.

38. It is possible to add rows to specify fish and shellfish species. To do so, go to the 'Information' sheet and click on the bar below the respective section under the 'Recreational Fisheries data' heading. Once the pop-up box appears in the window insert the number of rows you wish to add. Please add the heading of the rows to specify the species in the 'Recreation' sheet.

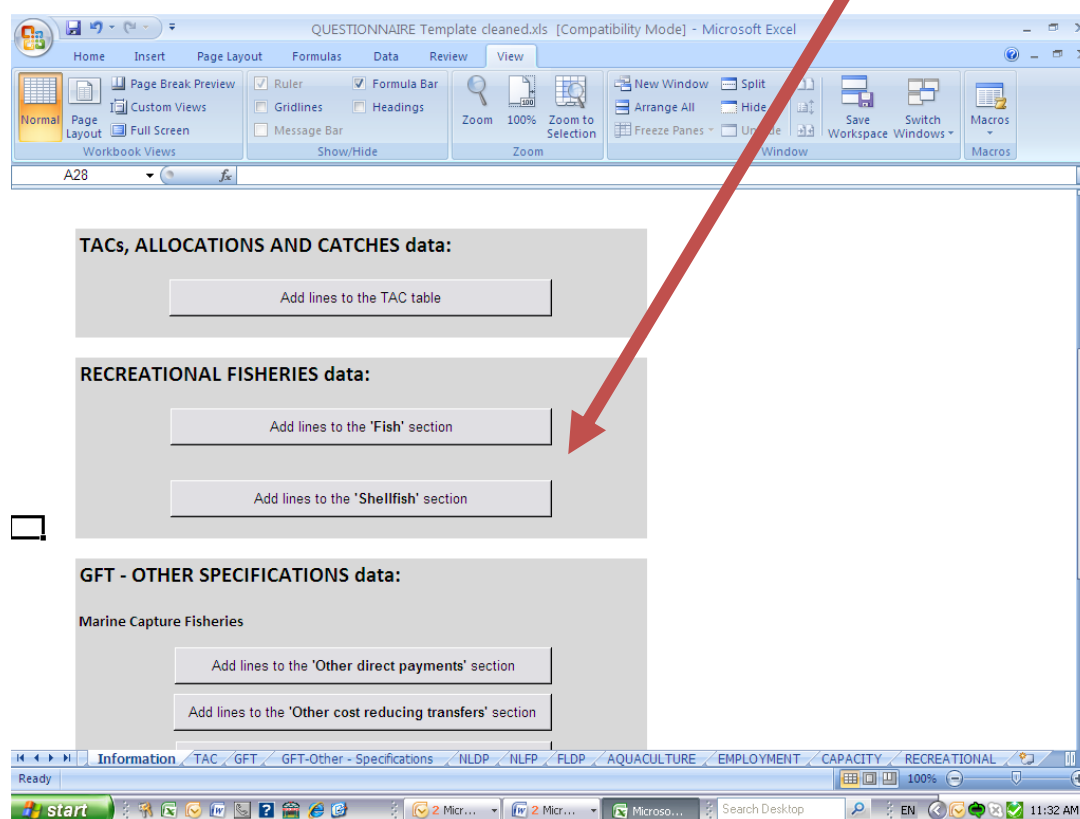


Table 11 – Inland/freshwater Capture Fisheries

39. The table is self-explanatory. If necessary, correspondents may reflect their relevant fish stocks and the respective landing data which are not included in the table in the footnote/comment space. The data reported should exclude aquaculture. To assist correspondents in choosing whether to record an activity as inland/freshwater capture fisheries or as aquaculture, Annex I contains the relevant guidelines used by the FAO.

40. Sub-totals and the grand total will be calculated automatically and cannot be modified manually.

Reporting Procedures and Format

41. As has been practice now for a number of years, the Secretariat will provide formatted tables (in Excel 97-2003 for Windows format) that are to be filled in; these can be found on the fisheries website (under **Blank Templates for 2008-10 to download on left hand side of first page of Delegates Corner**).

42. To facilitate editing, statistics should be submitted electronically to the Secretariat. The Secretariat uses Microsoft Excel as its software, and therefore prefers that submissions be prepared in a way that is compatible with that software. Submissions can be made by e-mail via the Internet (to Dongsik.woo@oecd.org, Alexandra.MATOS@oecd.org, and copied to emily.andrews-chouicha@oecd.org), or through the post. Questions related to the statistics should be directed to Alexandra De Matos Nunes (Alexandra.MATOS@oecd.org). Compact discs should be posted to:

OECD / Fisheries Policies Division
2, rue André-Pascal
75775 Paris, Cedex 16
FRANCE

43. Countries should not submit paper copies (*e.g.* fax) of their tables and expect the Secretariat to prepare electronic versions of them — the Secretariat's resources are too limited to provide such a service. Hence, in order to ensure that the *Review* is completed in a timely manner, it is essential that the Secretariat receive the statistical tables in comparable electronic format.

Due Date

44. The Secretariat would appreciate receiving the country tables by **31 August 2011.**

ANNEX I.
**CLASSIFICATION FOR VARIOUS AQUACULTURE AND CAPTURE FISHERIES
PRACTICES³**

3. Based on guidelines used for statistics collected by the FAO for its publication: FAO (various years), *Aquaculture Production Statistics*, FAO Fisheries Circular, Rome.

Production From:	Designation		
	Aquaculture	Capture Fisheries	
		Enhanced	Traditional
Hatcheries	•		
Managed grow-out sites for organisms reared from fry, spat and juveniles:			
- Ponds	•		
- Tanks	•		
- Raceways	•		
- Cages	•		
- Pens	•		
- Barrages	•		
- Integrated vallicoltura production	•		
- Private, tidal ponds (tambaks)	•		
- Poles, ropes and net bags for molluscs	•		
- Aquatic plants from planted or suspended facilities	•		
Stocked lakes, dams, reservoirs and rivers:			
- with additional enhancement (predator control, engineering and/or fertilisation etc.)		•	
- modifications, with exploitation rights		•	
- no other intervention, without exploitation rights		•	
Unstocked lakes, dams, reservoirs and rivers:			
- with enhancement (fertilisation and/or predator control, habitat modification), exploitation with or without rights		•	
Rice-fish practice:			
- from stocked rice-paddy	•		
- from unstocked rice-paddy			•
Brush parks:			
- managed over time and with other enhancement rights		•	
- harvested on an install-and-harvest basis			•
Fish aggregating devices			•
Holding facilities for live captured organisms of marketable size held for a few months (e.g. tuna, lobsters, crabs)			•
Ranching		•	
Artificial reefs with or without exploitation rights		•	
Recreational fisheries:			
- privately owned recreational riverine fisheries			•
- public water bodies			•
Open access waters with or without exploitation rights			•