



Synergy among Breast Units: The SenoNetwork Project



Carlos A. Garcia-Etienne

**Amsterdam
June 17th 2011**



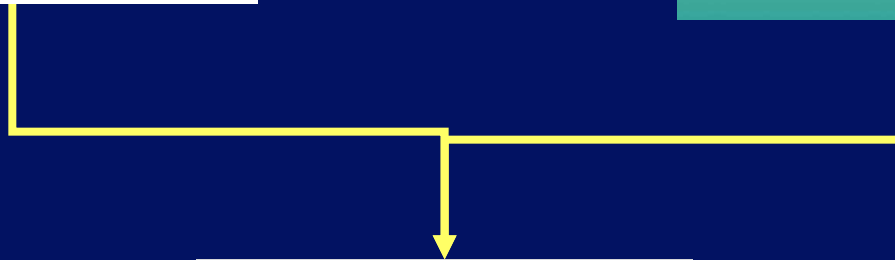

THE CONCEPT

SenoNetwork is the first international network of clinical centers (Breast Units) exclusively dedicated to the diagnosis and treatment of breast cancer

BREAST UNIT¹

A group of specialists in breast cancer not necessarily located in a single geographic entity, but with independent buildings within reasonable proximity to allow multidisciplinary work

1. <http://www.eusoma.org/doc/EusomaBURequirements2010.pdf>



MISSION

- Promote synergism among Breast Units by interconnecting specialists and personnel working in the field
- Help breast cancer patients find the right place for care or for a second opinion





Specific Objectives

- **Active role in the proposal and validation of breast cancer care guidelines**
- **Training activities and academic exchange among breast units to ensure scientific updates on breast cancer research**

Specific Objectives

- **Standardising breast cancer care among these units according to European Guidelines**
- **Help patients and their caregivers to identify high quality Breast Units throughout the world**

EUROPE

 Austria 4	2	
 Belgium 18	1	
 Bosnia and Herzegovina		
 Bulgaria		
 Czech Republic		
 Estonia		
 France		
 Germany		
 Greece		
 Hungary		
 Italy		
 Lithuania		
 Netherlands		
 Poland		
 Portugal		
 Slovenia		
 Spain		

AFRICA

 South Africa 1	
 Tunisia 1	

★ Rotkreuzklinikum-Frauenklinik Lehrkrankenhaus der TU Muenchen - Muenchen, Germany

[General Information](#)
[Available services](#)
[Contact details](#)
[How to reach us](#)
 [Download all info](#)


New breast cancer cases treated per year **570**

Breast multidisciplinary team members **16**

Radiologists, surgeons, pathologists, medical oncologists, radiotherapists and nurses

Clinical Director: Wolfgang Eiermann

The Breast Center in the Dept. of Gynecology, Red Cross Hospital, is one of the largest institutions of its kind in Germany. A team of experts from different specialties offers the whole spectrum of treatment available today for malignant and benign breast care. The patients receive an individualised treatment plan. All cases are discussed daily both pre- and post-operatively in multi-disciplinary case management meetings and an interdisciplinary forum including radiologists, radiographers, gynecological surgeons, oncologists and pathologists meets weekly to discuss the individual cases including recommendations for therapy before the patient is advised. Physiotherapy, psychological support, genetic counselling and care of advanced malignancy including palliative care are available. The Red Cross Breast Center in Munich maintains international acclaim through continuous research and participation in large international therapy studies and protocols as Principle- and Co-Investigators. The high standards of Eusoma Centres in Europe are all met in this Center, including the participation in quality assurance schemes with audit.

Becoming a member

- **Free (online registration)**
- **Minimum requirements:**
 - **Human resources**
 - **Physical facility**
 - **Multidisciplinary management**

Eligibility Gate

1. ≥ 150 new breast cancer cases (any stage) per year
2. \geq one dedicated breast surgeon
3. \geq one dedicated radiologist
4. \geq one breast dedicated pathologist

Two types of Membership

- **Affiliate Member:** passed the SenoGate and meet Full-Members
- **Full Member:** Full-Members



SenoNetwork: Synergy among Breast Units

SenoNetwork Full Membership Criteria

The following criteria are shown in the corresponding order of the application Questionnaire (please refer to question numbers). Items **in red are mandatory SenoNetwork Full Membership Criteria**. Items **in blue are NOT mandatory**, but represent additional recommendations of the SenoNetwork Committee.

A Breast Unit must HAVE or PERFORM:

2. Breast Unit Multidisciplinarity

All the following Department/Services inside or outside the facility:

- Radiology
- Breast Surgery
- Reconstructive/Plastic Surgery
- Pathology
- Medical Oncology
- Radiotherapy
- Nuclear Medicine
- Rehabilitation
- Genetic Counselling
- Data Management
- Psycho-Oncology
- Breast Nurses
- Supportive and Palliative Care

3. Radiology

3.1. At least one dedicated radiologist* who reads at least 1000 mammograms per year.

* defined as focusing at least 30% of the time in breast diseases or as being the referral radiologist for all breast cases.

3.2. Breast radiographers (technicians) in the Unit.

3.5. Minimum breast imaging equipment available (must have "a" and "b"):

- Mammography
- Ultrasound
- Breast Magnetic Resonance Imaging (MRI)

Full Membership Criteria



Red = Mandatory

Blue = Recommended (NOT mandatory)

A Breast Unit must HAVE or PERFORM

2. Breast Unit Multidisciplinary

All the following Department/Services inside or outside the facility:

- a) Radiology
- b) Breast Surgery
- c) Reconstructive/Plastic Surgery
- d) Pathology
- e) Medical Oncology
- f) Radiotherapy
- g) Nuclear Medicine
- h) Rehabilitation
- i) Genetic Counselling
- j) Data Management
- k) Psycho-Oncology
- l) Breast Nurses
- m) Supportive and Palliative Care

Full Membership Criteria

Red = Mandatory

Blue = Recommended (NOT mandatory)



A Breast Unit must HAVE or PERFORM

3. Radiology

3.1. At least one dedicated radiologist* who reads at least 1000 mammograms per year.

* defined as focusing at least 30% of the time in breast diseases or as being the referral radiologist for all breast cases.

3.2. Breast radiographers (technicians) in the Unit.

3.5. Minimum breast imaging equipment available (must have “a” and “b”):

- a) Mammography
- b) Ultrasound
- c) Breast Magnetic Resonance Imaging (MRI)

Full Membership Criteria

Red = Mandatory

Blue = Recommended (NOT mandatory)



A Breast Unit must HAVE or PERFORM

3.7. Minimum breast tissue sampling equipment/procedures available (must have “a” and “b”):

a) Stereotactic Biopsy:

- Core (Tru-cut) or Vacuum assisted biopsy (i.e. Mammotome, Vacora, others)

b) Ultrasound-guided biopsy:

- Core or Vacuum assisted biopsy

c) MRI-guided biopsy

- Core or Vacuum assisted biopsy

3.8. At least one technique for localizing non-palpable breast lesions:

a) Hook-wire (or needle localization)

b) Charcoal marking/tattooing

c) ROLL: radio-guided occult lesion localization

d) If other, must be specified

Full Membership Criteria



Red = Mandatory

Blue = Recommended (NOT mandatory)

A Breast Unit must HAVE or PERFORM

4. Breast Surgery

4.3. At least one dedicated breast surgeon* who performs more than 50 new breast cancer surgeries per year at the Unit.

* defined as focusing at least 50% of the time in breast diseases or as being the referral surgeon for all breast cases

4.6. Staging of the axilla with sentinel lymph node biopsy.

5. Reconstructive Surgery

5.1. (4.8). At least one Reconstructive/Plastic Surgeon collaborating with the Unit or a Breast Surgeon who performs reconstruction.

5.2. Immediate breast reconstruction.

6. Pathology

6.1. At least one dedicated pathologist* in breast diseases collaborating with the Unit.

* defined as focusing at least 30% of the time in breast diseases or as being the referral pathologist for all breast cases.

Full Membership Criteria



Red = Mandatory

Blue = Recommended (NOT mandatory)

A Breast Unit must HAVE or PERFORM

7. Medical Oncology

7.1. At least one dedicated medical oncologist* collaborating with the Unit.

* defined as being a referral medical oncologist for breast cancer cases.

8. Radiotherapy

8.1. At least one dedicated radiation oncologist* collaborating with the Unit.

* defined as being a referral radiotherapist for breast cancer cases.

Full Membership Criteria



Red = Mandatory

Blue = Recommended (NOT mandatory)

A Breast Unit must HAVE or PERFORM

9. Multidisciplinary Meeting

9.1. A regular Multidisciplinary Meeting (MDM) / Tumour Board (TB) for case management discussion.

9.1. Weekly Multidisciplinary Meeting (MDM) for case management discussion.


9.3. The following Department/Services must participate in the MDM:

- a) Radiology
- b) Breast Surgery
- c) Pathology
- d) Medical Oncology
- e) Radiotherapy
- f) Reconstructive/Plastic Surgery
- g) Breast Nurse Service

SenoNetwork & EUSOMA BU Certification



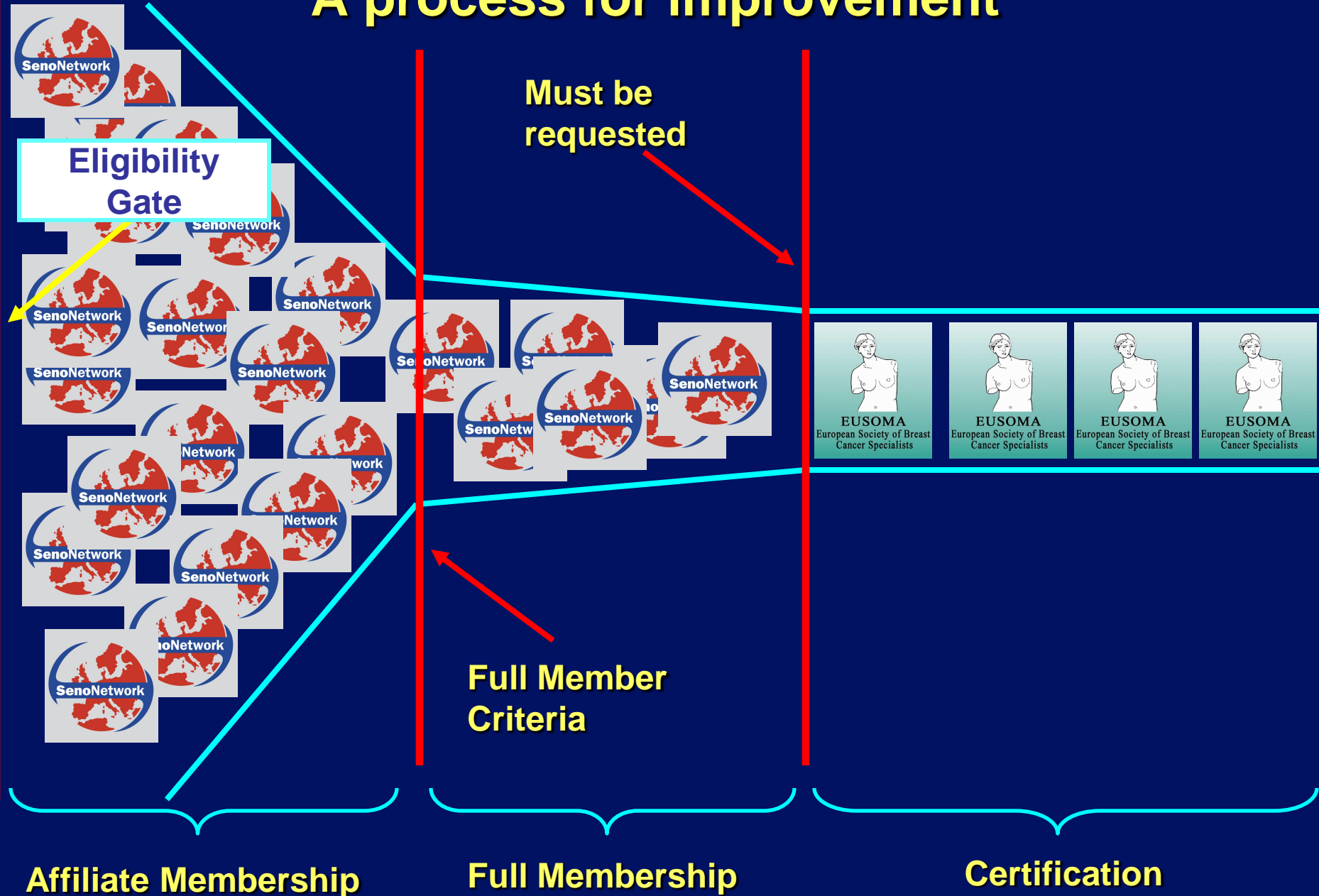
Membership



Certification

- Not initiated automatically
- SenoNetwork Membership does not guarantee obtaining this certification


























SenoNetwork & EUSOMA: A process for improvement



The Network today

34 Countries



EUROPE				AFRICA			
	Austria	4	2 		Egypt	1	
	Belgium	18	1 		South Africa	1	
	Bosnia and Herzegovina	1			Tunisia	1	
	Bulgaria	1					
	Croatia	1					
	Czech Republic	2					
	Estonia	1					
	France	3					
	Germany	17	15 				
	Greece	3					
	Hungary	1					
	Italy	30	1 				
	Latvia	1					
	Lithuania	1					
	Moldova, Republic of	1					
	Netherlands	3					
	Poland	2					
	Portugal	4					
	Slovenia	1					
	Spain	5					
	Switzerland	4	2 				
	Turkey	1					
	United Kingdom	3					
				ASIA			
					India	2	
					Kazakhstan	1	
					Pakistan	1	
					Syrian Arab Republic	1	
				AUSTRALIA AND OCEANIA			
					Australia	1	
				LATIN AMERICA			
					Brazil	5	
					Chile	1	
					Mexico	2	
				Legend  Certified by Eusoma (view all)			

The Network today



	BUs
Original Members	77
New Members*	48
Total Members online	125

*** After launch of new website in March 2010**

The Network today

Countries with new members

after launch of new website in March 2010



	BUs
Austria	2
Belgium	3
Bosnia and Herzegovina	1
Brazil	1
Czech Republic	1
Estonia	1
Greece	3
Italy	18
Germany	1
France	1
Egypt	1
India	1

	BUs
Kazakhstan	1
Lithuania	1
Mexico	2
Poland	2
Portugal	1
South Africa	1
Syrian Arab Republic	1
Tunisia	1
Latvia	1
United Kingdom	1
Moldova	1
Croatia	1

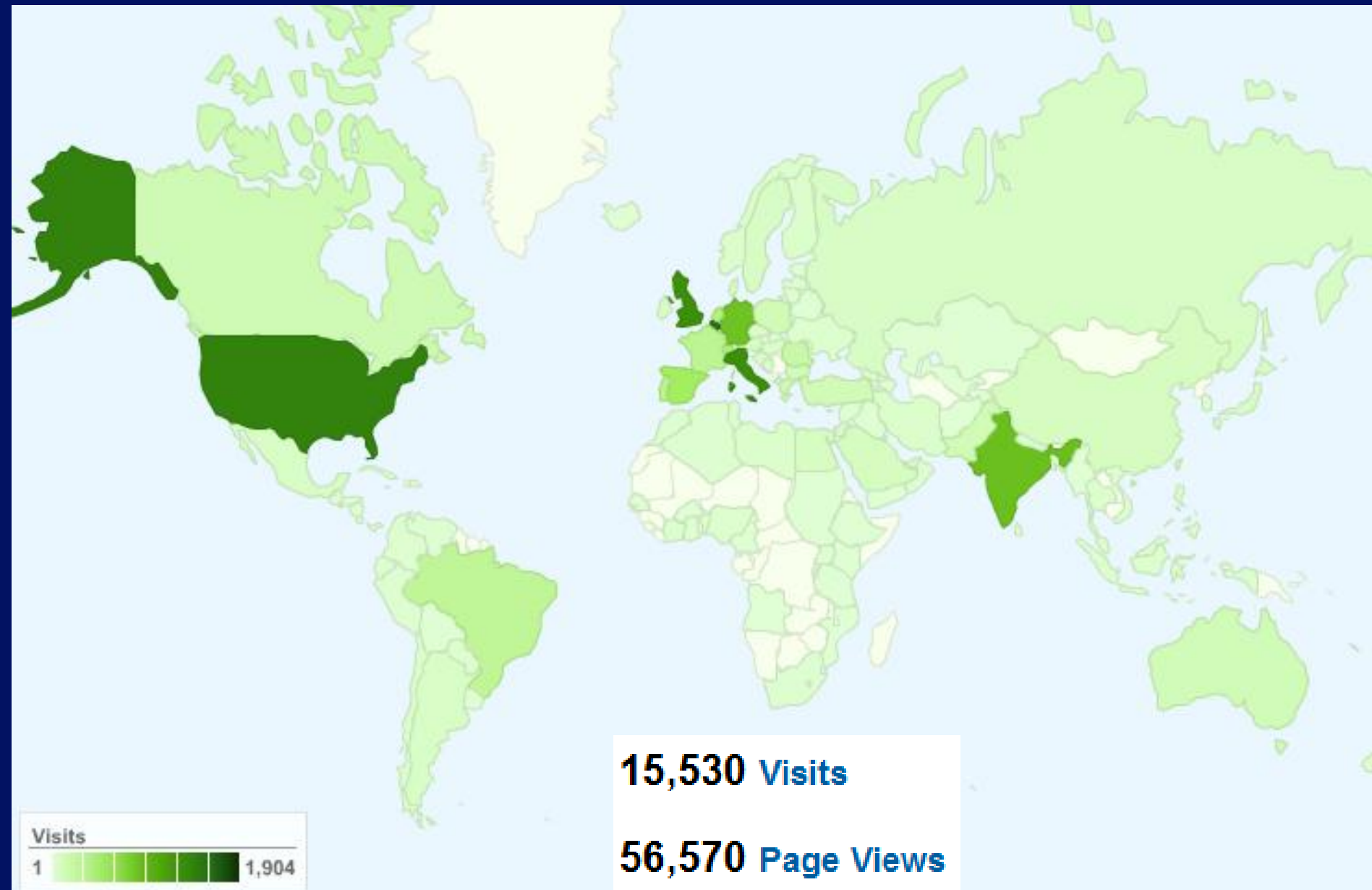
The Network today



Membership status

	BUs
Full Members	96 (77%)
Affiliate Members	29 (23%)
Total Members online	125

Website visits by country 2010



Website visits by continent 2010

	Detail Level: Continent	Visits	Individual Continent performance: Visits
1.	Europe	10,206	<div></div> 65.72%
2.	Americas	2,541	<div></div> 16.36%
3.	Asia	2,297	<div></div> 14.79%
4.	Africa	297	<div></div> 1.91%
5.	Oceania	172	<div></div> 1.11%
6.	(not set)	17	0.11%

The Network today

Homepage question: Who are you?

Online users	
Health Manager	23 (8%)
Non-medical health professional	36 (12%)
Patient	104 (35%)
Physician	136 (45%)
Total	299

Acknowledgments

- **Paolo Ferroni**
- **Francesca Marangoni**
- **Lucio Ferraresi**
- **Emanuela Garlaschelli**
- **Alberto Costa**
- **Marco Rosselli del Turco**
- **Lorenza Marotti**
- **Marina Fregonese**



Thank you