



China's Crude Demand & Refining

PetroChina Planning & Engineering Institute

Mr. Bian Gangyue



content

- 1、 China's crude production and demand**
- 2、 Refinery distribution status in 2008**
- 3、 Characteristic of vehicle fuel supply and demand**
- 4、 New refinery project to come onstream**
- 5、 Outlook towards 2014**

1、 China's crude production and demand

- 2003—2008,crude oil production from 170 to 190 million ton a year,no large scale increase.**
- Some new oil field discovery and development,crude oil production have some increase.**
- Some old field crude production decrease;**
- Forecast crude production will not large scale promote, total production within 200 million ton in recent years.**



1、 China's crude production and demand

Consumption of crude oil is 365 million ton,Product is 189 million ton , Import is 179 million ton ,Export is 3 million ton in 2008.

Refining capacity is 455 million ton in 2008.

Forecast of refining capacity is about 500 million ton in 2010,and about 600 million ton in 2014.



content

- 1、 China's crude production and demand
- 2、 Refinery distribution status in 2008
- 3、 Characteristic of vehicle fuel supply and demand
- 4、 New refinery project to come onstream
- 5、 Outlook towards 2014

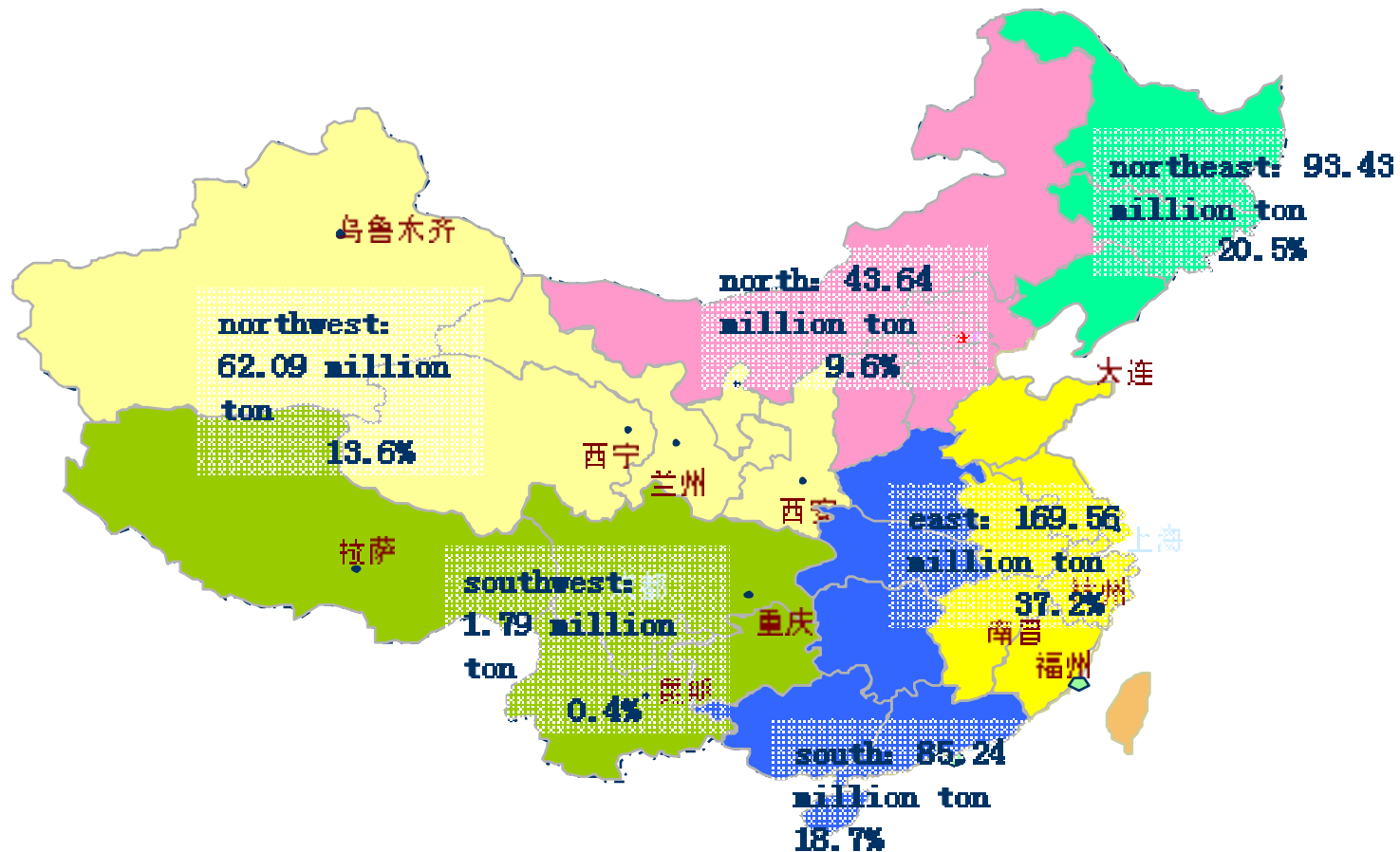


2、 Refinery distribution status in 2008

- **The total refining capacity is about 455 million ton, among it ,Sinopec is 213 million ton,Petrochina is 139 million ton, Yanchang group is 14 million ton,local refinery and others is 89 million ton.**

2、Refinery distribution status in 2008

refinery capacity distribution in china



2008 refinery capacity distribution in china



中国石油

content

- 1、 China's crude production and demand
- 2、 Refinery distribution status in 2008
- 3、 **Characteristic of vehicle fuel supply and demand**
- 4、 New refinery project to come onstream
- 5、 Outlook towards 2014



3、Characteristic of vehicle fuel supply and demand

- crude process quantity is 342.06 million ton in 2008 , production of gasoline and diesel 196,71 million ton, among it, gasoline 63.47 million ton , diesel 133.24 million ton ;
- 2008 consumption of gasoline and diesel 202.28 million ton, among it, gasoline 63.43 million ton , diesel 138.85 million ton ; export 5.62 million ton .

2008 gasoline and diesel balance (million ton)

Item	product	import	export	consumption
gasoline	63.47	1.98	2.03	63.42
diesel	133.23	6.24	0.63	138.85

3、Characteristic of vehicle fuel supply and demand

- The vehicle fuel mainly supply by domestic refinery, and process capacity and distribution is same as crude oil do.

Vehicle fuel process proportion by area in 2008

area	Production (million ton)	proportion, %
North west	34.59	17.6%
north	19.06	9.7%
northeast	44.76	22.8%
east	61.10	31.1%
south	35.85	18.2%
southwest	1.35	0.7%
total	196.71	100.0%



3、Characteristic of vehicle fuel supply and demand

➤ The vehicle fuel consumption are very different among areas .

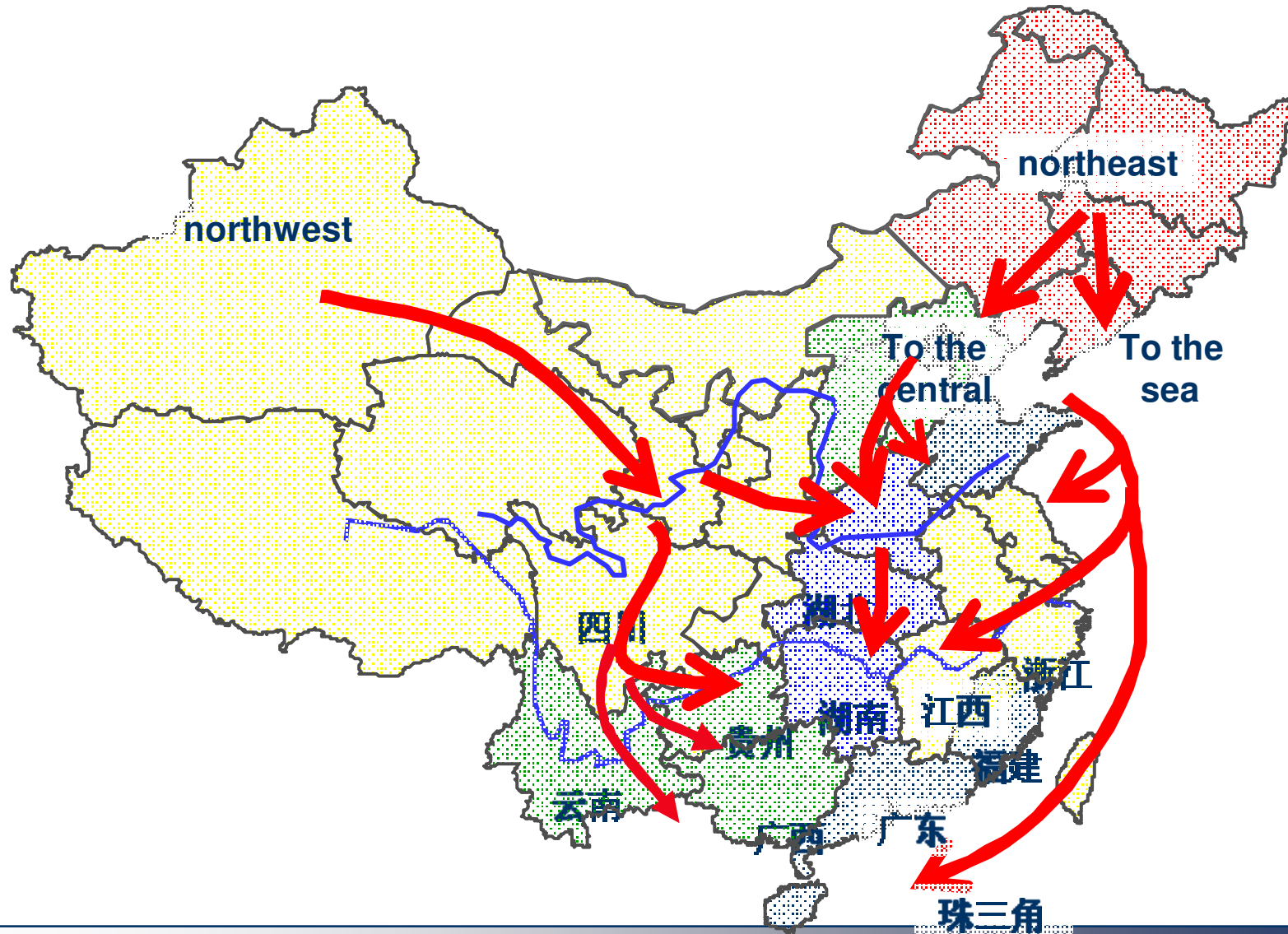
consumption proportion of vehicle fuel areas in 2008

area	Consumption (million ton)	proportion, %
northwest	13.30	6.6%
north	28.60	14.1%
northeast	16.33	8.1%
east	60.52	29.9%
south	48.39	23.9%
southwest	17.83	8.8%
specialty	17.32	8.6%
total	202.29	100.0%

3、Characteristic of vehicle fuel supply and demand

- **contradict of supply and demand among the areas**
- **Diesel supply tension**
need import about 6 million ton.
- **Vehicle fuel flow as from north to south,from west to east**

3、Characteristic of vehicle fuel supply and demand



content

- 1、 China's crude production and demand**
- 2、 Refinery distribution status in 2008**
- 3、 Characteristic of vehicle fuel supply and demand**
- 4、 New refinery project to come onstream**
- 5、 Outlook towards 2014**



4、 New refinery project to come onstream

On building refinery project in recent years

Corp.	enterprise	Current capacity	Extention capacity	Put into production
petrochina	dushanzi	600	1000	2009
	guangxi		1000	2010
	sichuan		1000	2012
sinopect	tianjin	550	1500	2010
	fujian	400	1200	2009
	qiangdao		1000	2008
cnooc	huizhou		1200	2008
chinachem	quanzhou		1200	2012

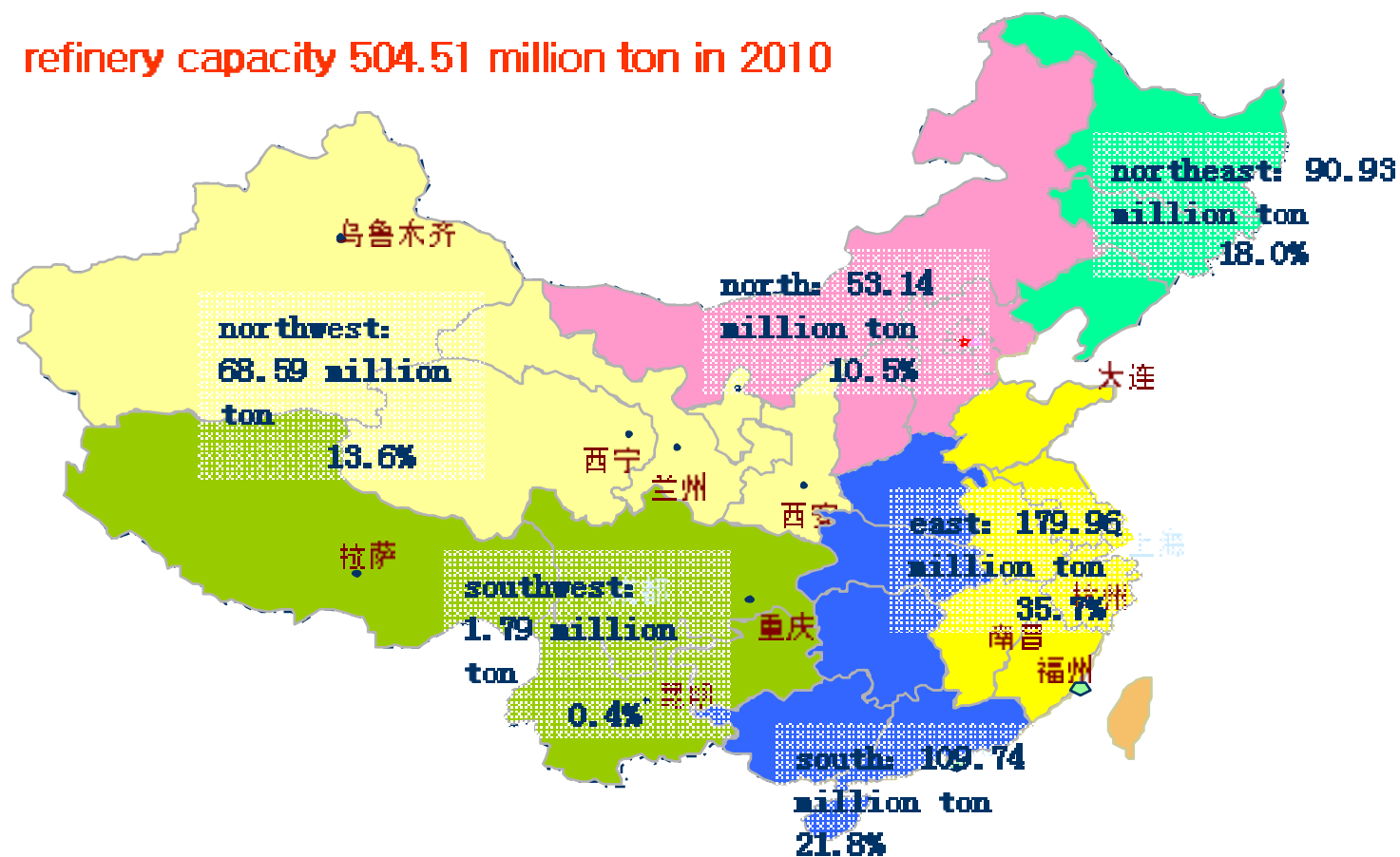
➤ Total capacity about 500 million ton by the end of 2010.



4、 New refinery project to come onstream

refinery capacity distribution in 2010

Total refinery capacity 504.51 million ton in 2010



4、 New refinery project to come onstream

Vehicle fuel market have some change in 2010

➤ North market:

- Vehicle fuel demand 34 million ton,
Production 25 million ton, need 9 million
ton supplement from external areas.**



4、 New refinery project to come onstream

➤ North east market:

- Vehicle fuel demand 18 million ton,
Production 48 million ton, need 30
million ton transport to external areas.

4、 New refinery project to come onstream

➤ East market:

- Vehicle fuel demand 70 million ton,
Production 61 million ton, need 9 million
ton supplement from external areas.

4、 New refinery project to come onstream

➤ South market:

- Vehicle fuel demand 55 million ton,
Production 54 million ton, need 1 million
ton supplement from external areas.

4、 New refinery project to come onstream

➤ South west market:

- Vehicle fuel demand 21 million ton,
Production 1 million ton, need 20 million
ton supplement from external areas.



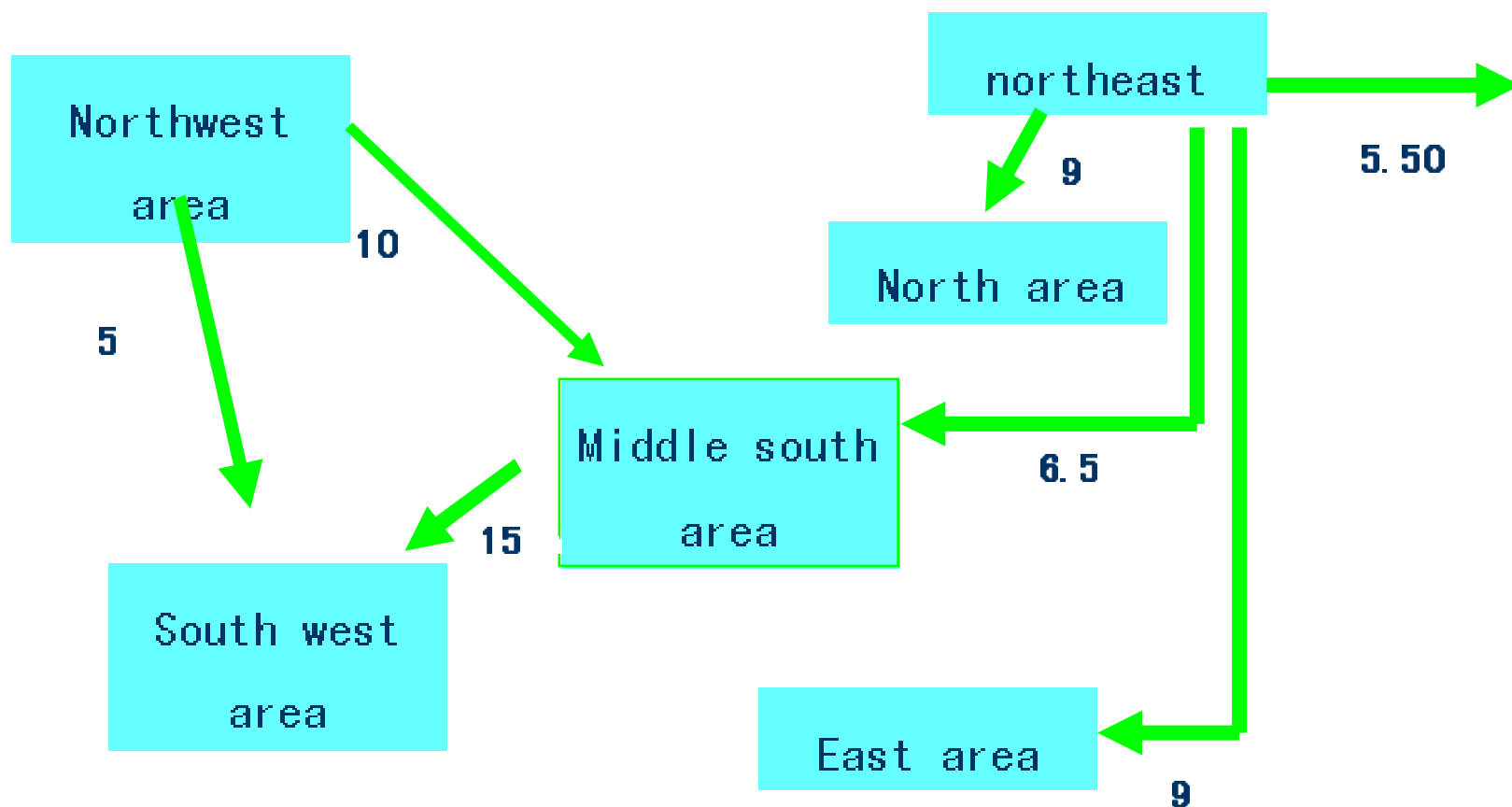
4、 New refinery project to come onstream

➤ North west market:

- Vehicle fuel demand 15 million ton,
Production 30 million ton, need 15
million ton transport to external areas.

4、 New refinery project to come onstream

Vehicle fuel transportation plan in 2010 **Million ton**



content

- 1、 China's crude production and demand**
- 2、 Refinery distribution status in 2008**
- 3、 Characteristic of vehicle fuel supply and demand**
- 4、 New refinery project to come onstream**
- 5、 Outlook towards 2014**



5、 Outlook towards 2014

Crude refining capacity is 600 million ton, quantity of processing is 552 million ton, Vehicle fuel is 298 million ton.



Thank you!



Bian Gangyue

Senior Engineer, CPPEI, Petrochina
biangangyue@petrochina.com.cn

Tel 8610--82383163

Fax 8610--82383181